

ITB LED Tri-Proof



INDOOR SERIES



PRODUCT OVERVIEW

The Linear ITB LED TRI-PROOF is an aesthetically pleasing luminaire to suit industrial and commercial environments. The Tri-Proof is functional with the ability to slot numerous of these luminaires into each other in a linear format. It is designed to withstand extreme weather conditions with its fully IP65 rated casing and IP65 rated built-in driver. This pleasant looking light is waterproof, dustproof, vapour proof and impact resistant up to IK10. It can be easily installed and needs virtually no maintenance.

Quality comes standard...



Hours
LIFESPAN



IP65
INDOOR



Low
MAINTENANCE



Year
WARRANTY



Product
CERTIFICATION

APPLICATIONS

Parking Areas	Warehouses	Public Waiting Areas
Tunnels & Corridors	Airports	Exhibition Halls
Railway Stations	Workshops	Supermarkets
FEATURES		CONSTRUCTION
Water, Dust, Damp & Pressure Proof	High Luminous efficiency	Aluminium Housing
Up to 80% lower energy consumption	Excellent Heat Dissipation	Polycarbonate Lens
Easy Installation	5 Year Warranty	Silver Housing Finish
Impact Rating: IK10	Dali Compatible	IP65 Ingress Protection
Temperature Range: -20°C ~ +50°C	Semi Serviceable	IK10 Impact Resistance

ITB LED Tri-Proof

TECHNICAL DATA

SPECIFICATIONS

Rated Voltage (V):	AC85-265V	Luminaire Efficacy(lm/W):	100(lm/W)
Frequency (Hz):	50/60Hz		110(lm/W)
Power Consumption (W):	15W,20W,30W,40W,50W,60W		130(lm/W)
Correlated color Temp (CCT):	3000K 4000K 5000K 6000K		140(lm/W)
Colour Rendering (CRI):	80/90	LED Brand (SMD):	SMD 2835
Total Harmonic Distortions (THD):	<15%	Unified Glare Index(UGR):	>UGR22
Power Factor (PF):	>0.95		
Electrical Class:	Class I	L&B Rating:	L80 B10
Operating Temp:	-20 ~ +50°C	Impact Protection (IK):	IK10
Surge Protection:	2.5kv	Ingress Protection(IP):	IP65
Driver Efficiency:	90%	Beam Angle:	120°
		Lifespan:	F10 50 000hrs
Flicker:	5%	Mounting Options:	Surface
Entry & Output Cable:	Back / 20cm (Standard)		Suspended

MATERIAL STRUCTURE

Polycarbonate(PC) is used which is superior to even Poly methyl methacrylate (PMMA) and can carry a life time guarantee itself

Housing Body:	Aluminum	Housing Colour:	White
Lens Diffuser:	Frosted	Lens:	Polycarbonate(PC)

OPTIONAL FEATURES

Dimmable Options:	DALI-Dimmable	0-10V	Triac Dimmable
Emergency Options:	20% Back-up Power	External	
Certifications	RoHs	IEC	SANS

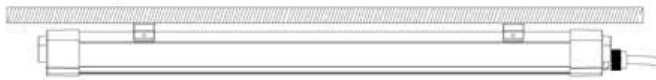
ORDERING INFORMATION

XXX	XXX	XXXX	XXX	XXX	XXX	XXX	XXX	X
Product Family	Product ID	Size	Power	Efficacy	Driver Type	Control	CRI	Glare Rate
Linear (LIN)	ITB LED Tri-proof (ITB)	600x80x45(684) 900x80x45(984) 1200x80x45(1284) 1500x80x45(1584)	15W (0015) 20W (0020) 30W (0030) 40W (0040) 50W (0050) 60W (0060)	100lm/W (100) 110lm/W (110) 130lm/W (130) 140lm/W (140)	Standard(STD)	Emergency (EMG) 0-10V (DIM) DALI (DAL) TRIAC(TRI)	80 (8) 90 (9)	22 (22)


ITB LED Tri-Proof

INSTALLATION OPTIONS

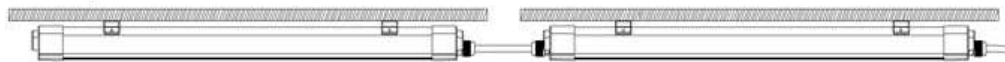
A.Ceiling Mounted



B.Suspending



C.Lamps are connected in series



MOUNTING KITS

Surface Mount Kit



Suspended Kit



DIMENSIONS

